

TOYOTA CORONA




Aerodynamic Design



Powerfully Responsive

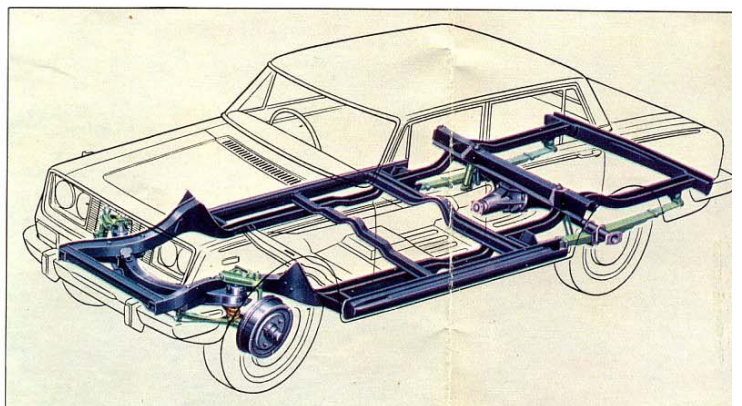
The powerful Corona 74 HP square type engine has a 1.5 liter displacement for increased durability. Corona comes equipped with four speed all synchro-mesh transmission for immediate acceleration when you need it. The car's weight per horsepower is only 12.4 kg. As well as being powerful the Corona engine is practical too in that fuel consumption is a minimum for economical operation.



This light, small battery is incased in a corrosion proof plastic housing. As the casing is transparent, there is no need to bother with unscrewing the battery caps to check fluid level. This dependable battery is in constant charge by alternator — even while idling.

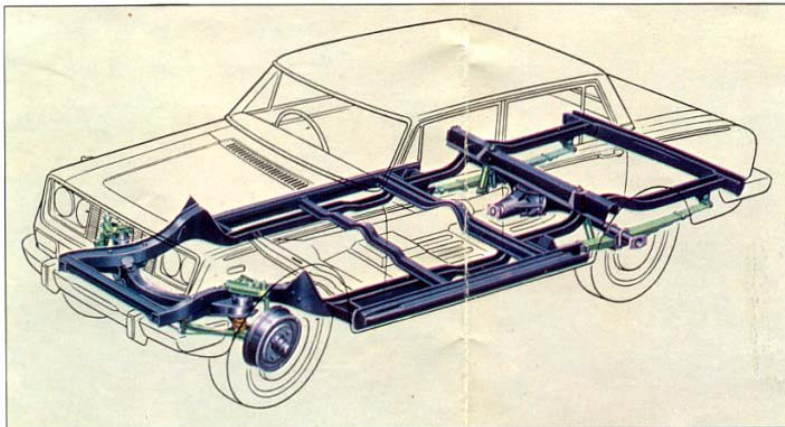
Easy-to-Drive Design

Roominess is the byword for Corona's luxurious interi design was keyed to allow extra leg and shoulder room on these long trips. The front seat is adjustable to assure comfort regardless of size. Heavily padded seats and a door provide further comfort to passengers. Everyone loves Corona. The interior surface areas are covered with saffron insure maximum safety and soundproofing. Once inside you'll have to agree . . . sofa comfort in a sedan is hard



Easy-to-Drive Design


Roominess is the byword for Corona's luxurious interior. The interior design was keyed to allow extra leg and shoulder room—a must for these long trips. The front seat is adjustable to assure maximum driver comfort regardless of size. Heavily padded seats and arm rests on each door provide further comfort to passengers. Everyone rides well in a Corona. The interior surface areas are covered with safety padding to insure maximum safety and soundproofing. Once inside the Corona you'll have to agree . . . sofa comfort in a sedan is hard to beat.



A strong and safe uni-frame body is another outstanding feature of the all new Corona. A rugged front suspension system with independent coil springs and double acting shock absorbers gives you complete comfort on the roughest roads. Reliable Bendix Duo-servo brakes on each wheel guarantee you immediate braking even at high speeds.

Corona is equally attractive "going away" as it is "coming". The practical one unit rear light arrangement was functionally designed to give following cars a clear view of your next move. Corona's trunk has a capacity of 13 cubic feet. This space proves adequate to handle luggage for the entire family including Dad's golf clubs. The spare tire is covered with a special casing. The gasoline inlet is located behind the license plate to complete the flawless rear design.





The lid to this handy glove compartment can be used as a tray or small desk when needed. An electric outlet inside the glove compartment is just the thing for an electric shaver or inspection light.

In Corona, you'll find a large accelerator pedal which eliminates the problem women drivers have with high heeled shoes. It is designed to allow the driver to change foot positions during long trips. This foot fitting pedal is located at just the right place and angled to prevent fatigue.

SPECIFICATIONS

L1013 on road

ENGINE: Four cylinders, overhead valves; bore 78 mm. (3.07 in.); stroke 78 mm. (3.07 in.); cubic capacity 1,490 c.c. (90.9 cu.in.); compression ratio 8.0:1; max. b.h.p. (SAE) 74 HP at 5,000 rpm; max. torque (SAE) 11.8 m.-kg. (85 ft.-lb.) at 2,600 rpm.

FUEL SYSTEM: Down draft, two-barrel carburetor with automatic choke; mechanical type diaphragm pump; paper element air cleaner; fuel tank capacity 45 liters (9.9 Imp. gals.).

LUBRICATION SYSTEM: Full pressure force-feed by trocoid pump; paper element oil filter; crankcase capacity 3.5 liter (3.1 Imp. qts.).

COOLING SYSTEM: Pressurized radiator with centrifugal pump and fan; circulation controlled by thermostat; water capacity 7 liters (6.2 Imp. qts.).

IGNITION: Coil and distributor with mechanical and vacuum control.

CLUTCH: Single dry plate 200 mm. (7.9 in.) diameter; hydraulically operated by pendant pedal.

GEARBOX: 4-speed, synchromesh on all forward gears; ratios—1st 3.673, 2nd 2.114, 3rd 1.403, top 1.000, reverse 4.183; gear change lever mounted on steering column.

REAR AXLE: Semi-floating axle; hypoid gear drive; ratio 3.700:1.

SUSPENSION: Front—independent with coil springs and wish-bones; rear—asymmetrical semi-elliptic laminated leaf springs; double-acting hydraulic shock absorbers, front and rear; torsion-bar stabilizer at front.

BRAKES: Foot brake operates hydraulically on four wheels; duo-servo with self-adjusting shoes; 228.6 mm. (9 in.) diameter drums; lining area 752 sq. cm. (116.6 sq. in.); hand brake operates mechanically on rear wheels.

STEERING: Worm and sector roller type gearbox with ratio of 20:1; two-spoke dished 400 mm. (15.7 in.) diameter steering wheel with combination horn switch and turn signal control half ring; turning circle 9.9 m. (32.5 ft.).

WHEELS AND TIRES: Pressed steel disc wheels; 5.60-13 black-wall tires.

ELECTRICAL EQUIPMENT: 12-volt 40 ampere/hour battery; two dual sealed beam headlamps with dipping; two parking and front turn signal lamps; two amber side flasher lamps; twin stop/tail-lamps, amber flashers, red reflectors and back-up lamps in units; rear licence lamp; room lamp; dual self-parking wiper; dual horn.

INSTRUMENTS: Speedometer with trip recorder; fuel gauge; water temperature gauge; oil pressure warning lamp; charge warning lamp; parking brake warning lamp; high-beam indicating lamp; turn signal pilot lamps.

BODY WORKS: Four-door, five-seater sedan of all-steel uni-frame construction; fully upholstered with vinyl leather; adjustable front seat; arm rests, all doors; two sun visors; ash trays, front and rear; inside rear view mirror; rubber floor mat; spare tire cover.

DIMENSIONS AND WEIGHT:

Overall length	4,065 mm.	160.0 in.
Overall width	1,550 mm.	61.0 in.
Overall height	1,420 mm.	55.9 in.
Wheelbase	2,420 mm.	95.3 in.
Tread, front	1,270 mm.	50.0 in.
Tread, rear	1,270 mm.	50.0 in.
Net vehicle weight	925 kg.	2,040 lb.

PERFORMANCES:

Max. speed	145 km/h	90 mph
Max. cruising speed	130 km/h	80 mph

OPTIONAL EXTRAS: Radio, heater and defroster; windshield washer; cigarette lighter; front separate seat; safety belt.

**The right is reserved to alter prices and any details of specification and equipment without notice. Details of specification and equipment are subject to change to suit local conditions and requirement.*



TOYOTA MOTOR CO., LTD.
TOYOTA MOTOR SALES CO., LTD.